

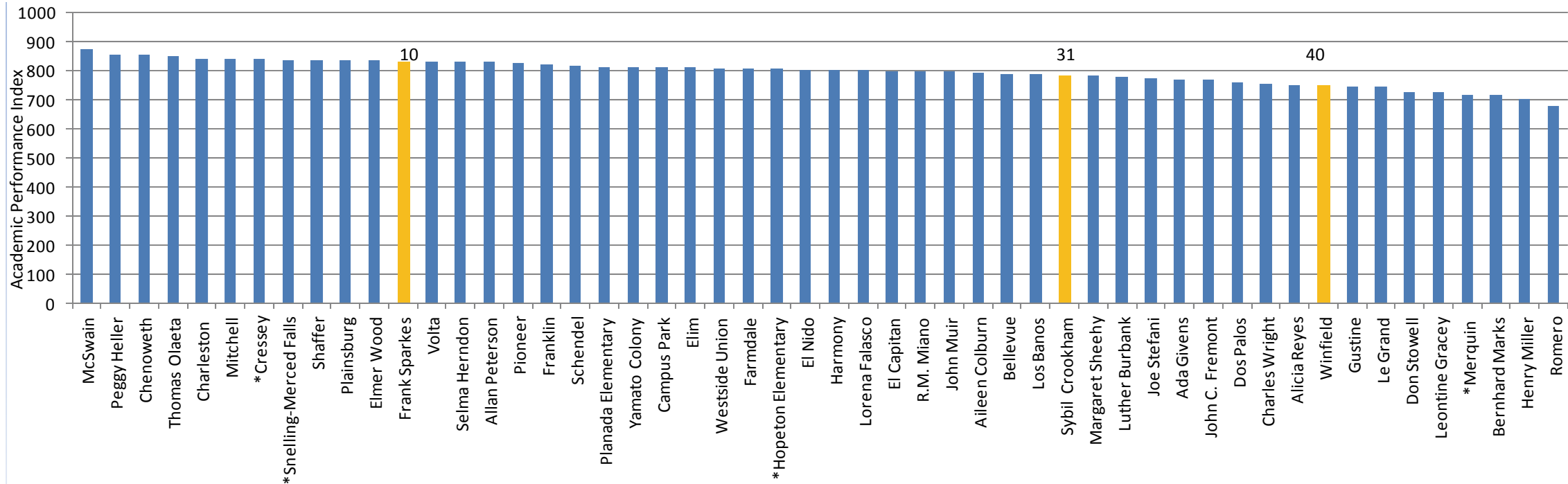


A small community,  
big on education!

# *Winton School District*



## 2012 API Elementary School Comparison



Schools	2012 API
McSwain	874
Peggy Heller	854
Chenoweth	854
Thomas Olaeta	849
Charleston	842
Mitchell	841
*Cressey	838
*Snelling-Merced Falls	835
Shaffer	834
Plainsburg	834

Schools	2012 API
Elmer Wood	833
Frank Sparkes	830
Volta	830
Selma Herndon	829
Allan Peterson	828
Pioneer	826
Franklin	820
Schendel	814
Planada Elementary	813
Yamato Colony	812

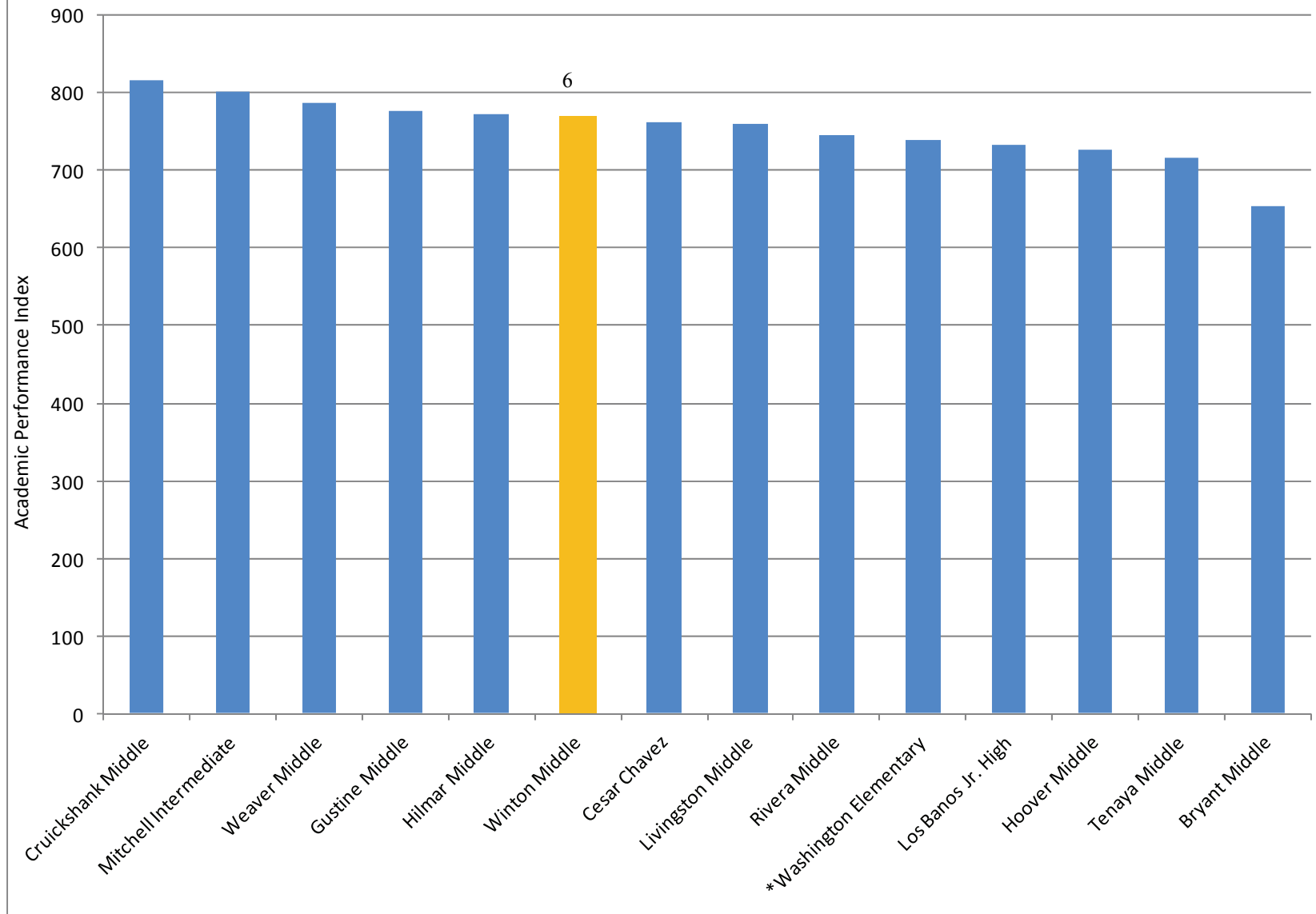
Schools	2012 API
Campus Park	811
Elim	809
Westside Union	807
Farmdale	805
*Hopeton Elementary	805
El Nido	804
Harmony	802
Lorena Falasco	800
El Capitan	799
R.M. Miano	796

Schools	2012 API
John Muir	796
Aileen Colburn	790
Bellevue	789
Los Banos	788
Sybil Crookham	783
Margaret Sheehy	781
Luther Burbank	777
Joe Stefani	774
Ada Givens	768
John C. Fremont	766

Schools	2012 API
Dos Palos	761
Charles Wright	752
Alicia Reyes	750
Winfield	748
Gustine	745
Le Grand	743
Don Stowell	727
Leontine Gracey	724
*Merquin	716
Bernhard Marks	715
Henry Miller	700
Romero	676

\* indicates school has less than 100 students who took the CST

## 2012 API Middle School Comparison

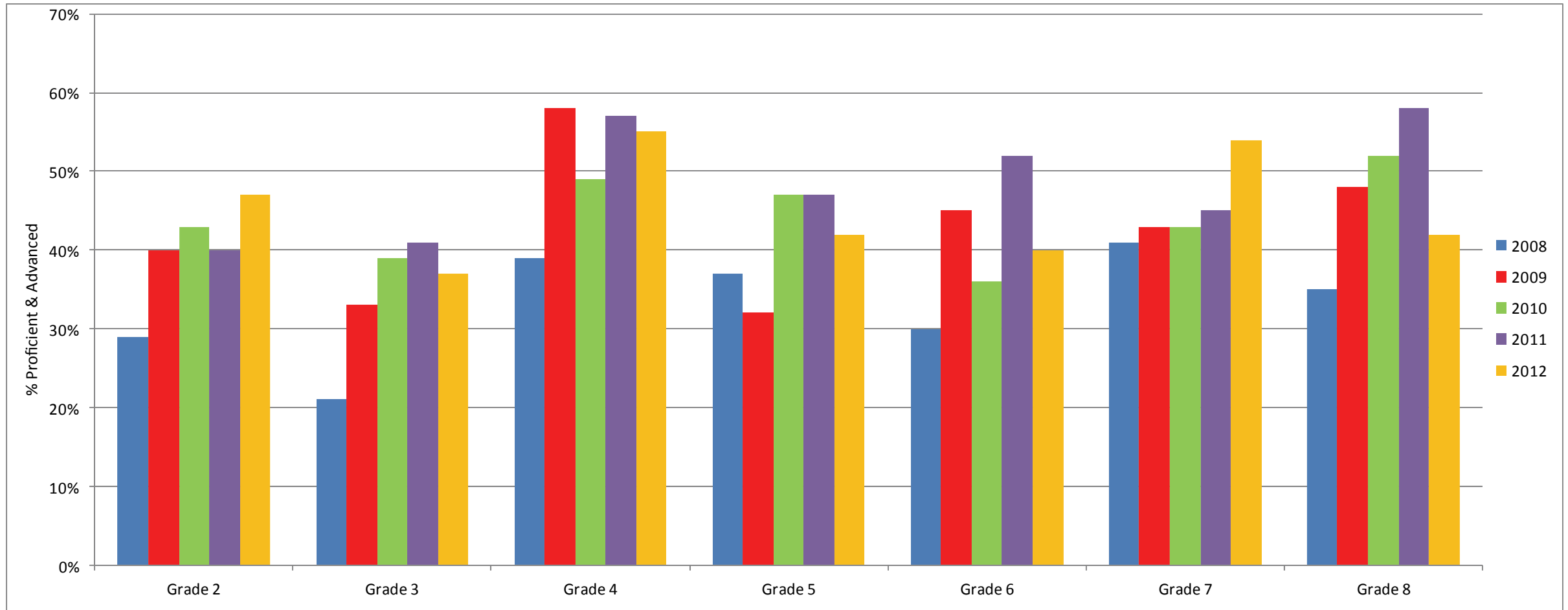


Schools	2012 API
Cruickshank Middle	815
Mitchell Intermediate	801
Weaver Middle	786
Gustine Middle	776
Hilmar Middle	771
<b>Winton Middle</b>	<b>770</b>
Cesar Chavez	762
Livingston Middle	760
Rivera Middle	745
*Washington Elementary	739
Los Banos Jr. High	733
Hoover Middle	727
Tenaya Middle	715
Bryant Middle	654

\* indicates school has less than 100 students who took the CST



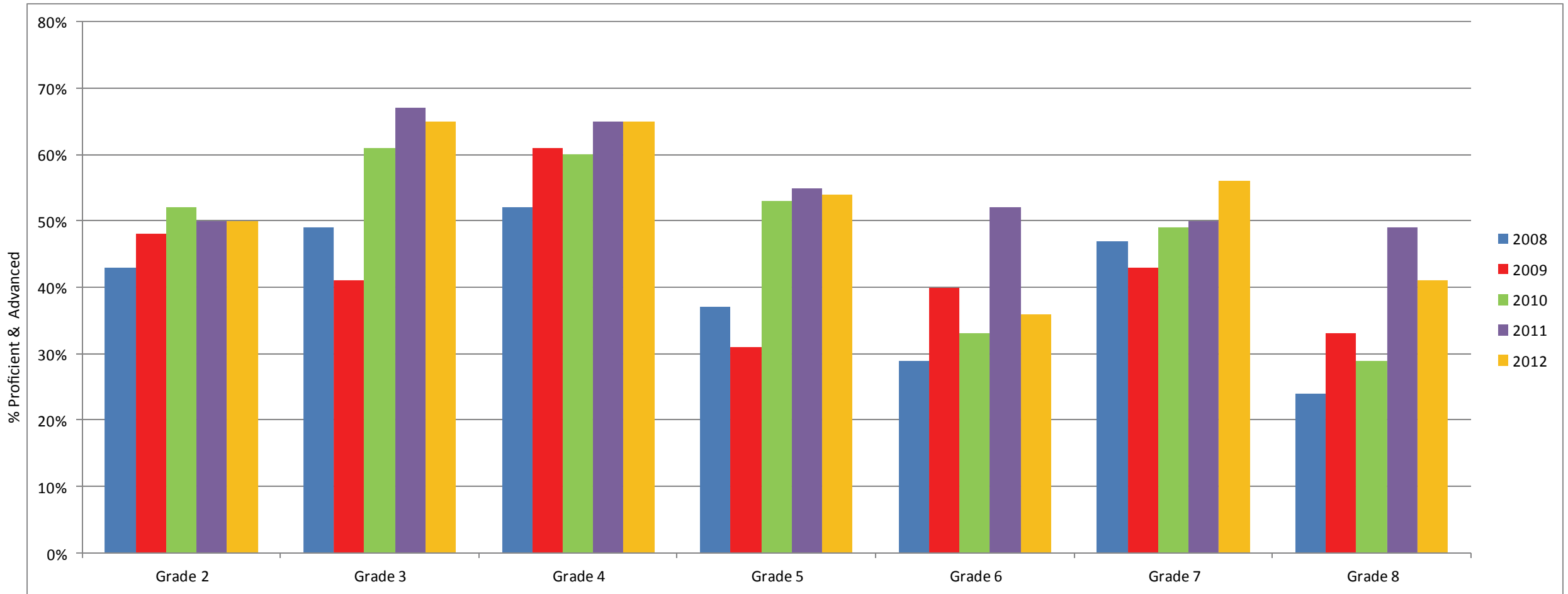
### STAR CST Percentage of Proficient & Advanced English Language Arts by Grade Level



% Pro. & Adv. In ELA	Grade 2	Grade 3	Grade 4	Grade 5	Grade 6	Grade 7	Grade 8
2008	29%	21%	39%	37%	30%	41%	35%
2009	40%	33%	58%	32%	45%	43%	48%
2010	43%	39%	49%	47%	36%	43%	52%
2011	40%	41%	57%	47%	52%	45%	58%
2012	47%	37%	55%	42%	40%	54%	42%



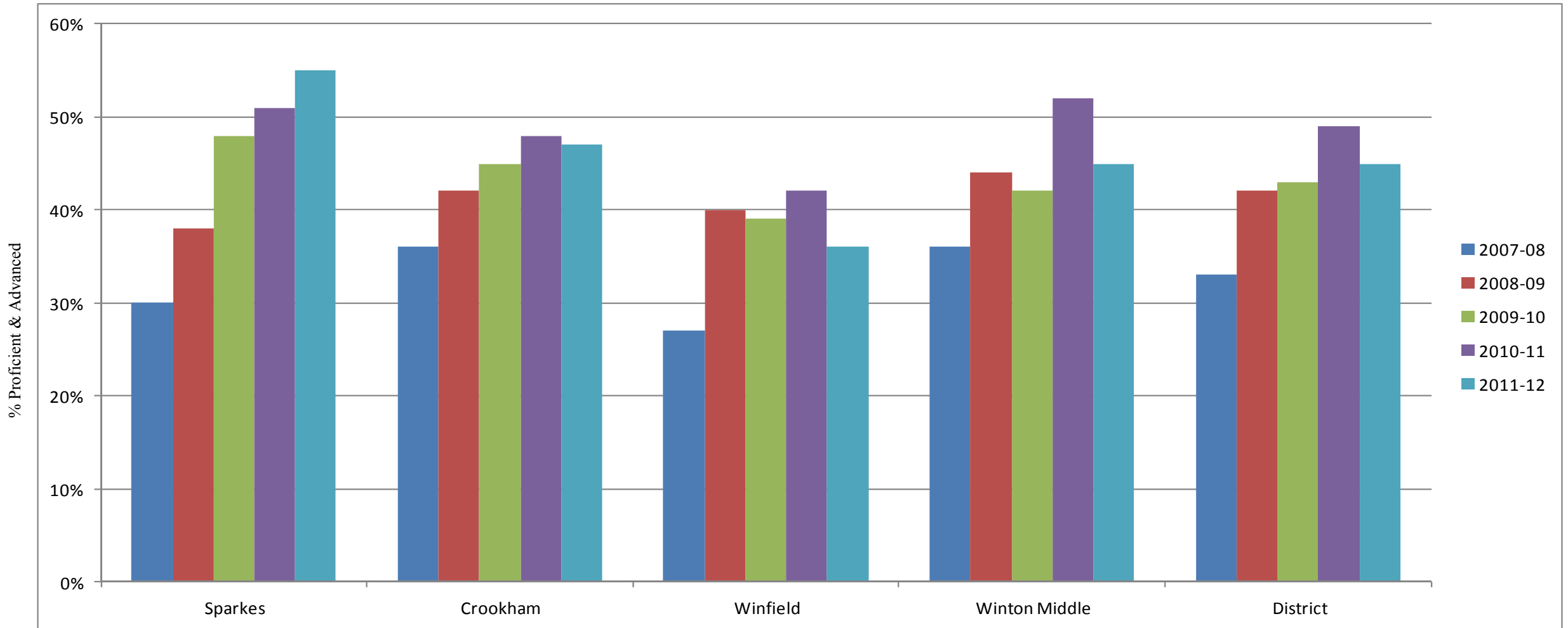
### STAR CST Percentage of Proficient & Advanced Math by Grade Level



% Pro. & Adv. in Math	Grade 2	Grade 3	Grade 4	Grade 5	Grade 6	Grade 7	Grade 8
2008	43%	49%	52%	37%	29%	47%	24%
2009	48%	41%	61%	31%	40%	43%	33%
2010	52%	61%	60%	53%	33%	49%	29%
2011	50%	67%	65%	55%	52%	50%	49%
2012	50%	65%	65%	54%	36%	56%	41%



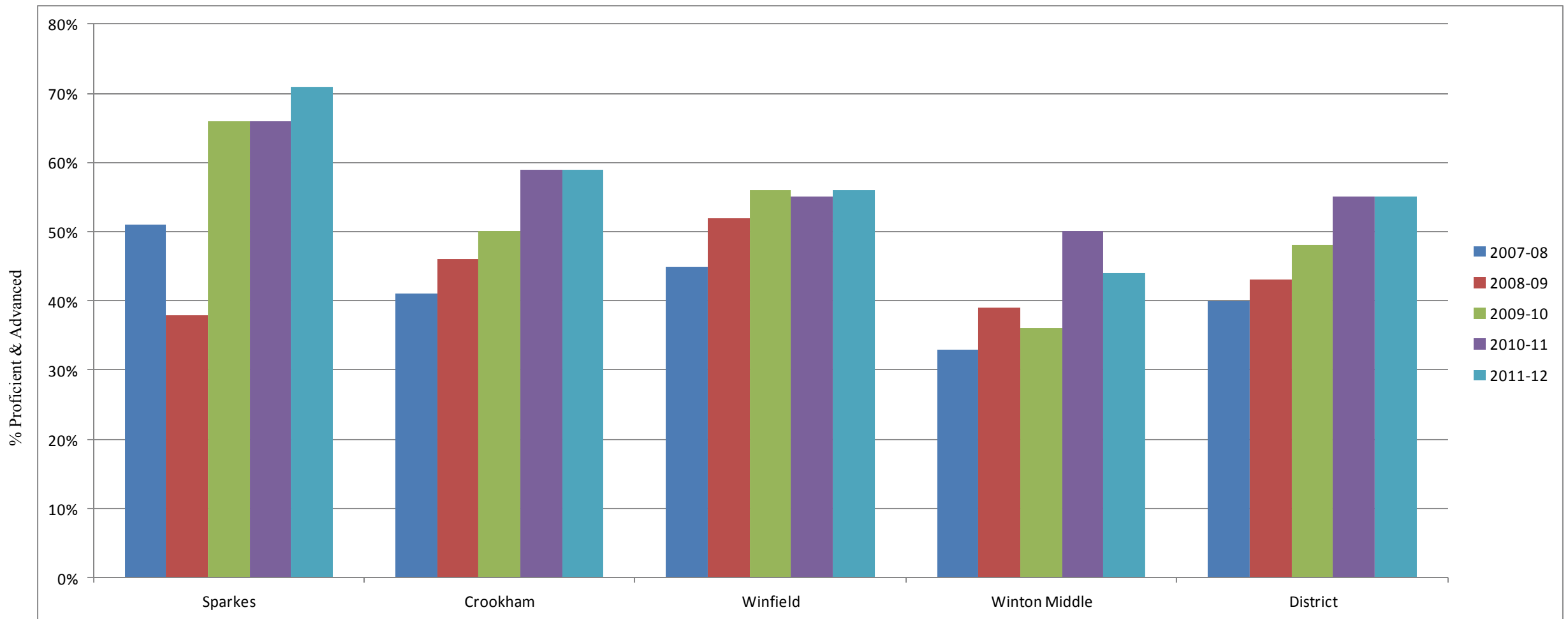
# Percentage of Proficient & Advanced in English Language Arts by Schools



% Pro. & Adv. in ELA	Sparkes	Crookham	Winfield	Winton Middle	District
2007-08	30%	36%	27%	36%	33%
2008-09	38%	42%	40%	44%	42%
2009-10	48%	45%	39%	42%	43%
2010-11	51%	48%	42%	52%	49%
2011-12	55%	47%	36%	45%	45%



# Percentage of Proficient & Advanced in Mathematics by Schools



% Pro. & Adv. in Math	Sparkes	Crookham	Winfield	Winton Middle	District
2007-08	51%	41%	45%	33%	40%
2008-09	38%	46%	52%	39%	43%
2009-10	66%	50%	56%	36%	48%
2010-11	66%	59%	55%	50%	55%
2011-12	71%	59%	56%	44%	55%




# Winton School District

*To prepare all students to become responsible members of a democratic society*

## Academic Performance Index (API)


	<u>2012 API</u>	<u>Growth</u>
District	777	-13
Frank Sparkes	830	22
Sybil Crookham	783	0
Winfield	748	-12
Winton Middle	770	-34



A small community, big on education!

## Academic Yearly Progress (AYP)


	<u>ELA</u>	<u>Math</u>
District	45.2	54.6
Frank Sparkes	55.7	72.9
Sybil Crookham	45.4	55.1
Winfield	37.5	58.2
Winton Middle	44.8	45.1



A small community, big on education!

## Academic Performance Index Rankings

	<u>Statewide</u>	<u>Similar</u>
<u>Schools</u>		
Frank Sparkes	5	9
Sybil Crookham	4	9
Winfield	3	8
Winton Middle	6	10



A small community, big on education!



# Winton School District's Goals 2012-2013

## Average Yearly Progress (AYP) Goals

- 89.2% of students will score in the **advance or proficient** range in Language Arts
- 89.5% of students will score in the **advance or proficient** range in Mathematics

## Academic Performance Index (API) Goal

- 770 and we are now at 777

API DATA	2011-2012 BASE	2012-2013 STATE TARGET	2012-2013 DISTRICT TARGET
DISTRICT	777	770	800
SYBIL CROOKHAM	783	788	800
FRANK SPARKES	830	800	850
WINFIELD	748	753	800
WINTON MIDDLE	770	775	800